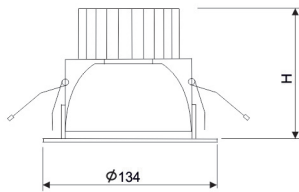
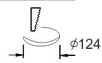


RECESSED SYSTEMS

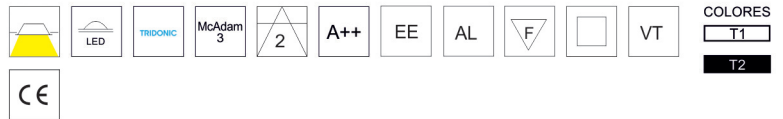
LUZ&COLOR 2000

ADA 2

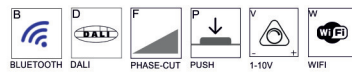


CÓDIGO	W	Lumen	K	CRI	H(mm)
--------	---	-------	---	-----	-------

LC-10510-DE-0-30	12	1800	3000	>90	100
LC-10510-DE-0-40	12	1900	4000	>90	100
LC-10511-DE-0-30	17	2600	3000	>90	120
LC-10511-DE-0-40	17	2700	4000	>90	120
LC-10512-DE-0-30	24	3197	3000	>90	130
LC-10512-DE-0-40	24	3331	4000	>90	130



SISTEMAS DE REGULACIÓN:



ACCESORIOS:

