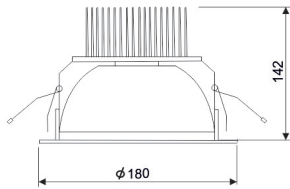


RECESSED SYSTEMS


LUZ&COLOR 2000

ADA 3

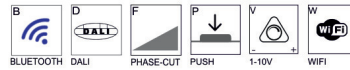


CÓDIGO	W	Lumen	K	CRI	Ángulo
--------	---	-------	---	-----	--------

LC-10520-DE-0-30	17	2600	3000	>90	60°
LC-10520-DE-0-40	17	2700	4000	>90	60°
LC-10521-DE-0-30	24	3197	3000	>90	60°
LC-10521-DE-0-40	24	3331	4000	>90	60°
LC-10522-DE-0-30	37	4807	3000	>90	60°
LC-10522-DE-0-40	37	5018	4000	>90	60°



SISTEMAS DE REGULACIÓN



ACCESORIOS:

