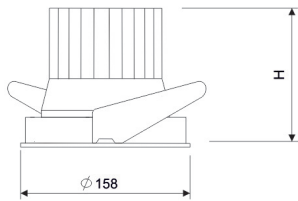
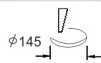


RECESSED SYSTEMS

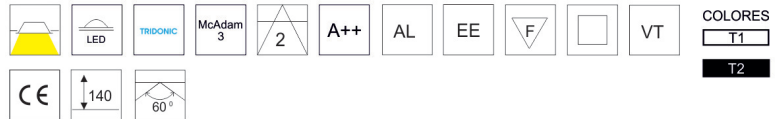
LUZ&COLOR 2000

C2 BASCULANTE

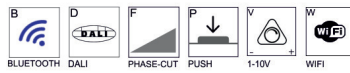


CÓDIGO	W	Lumen	K	CRI	H(mm)
--------	---	-------	---	-----	-------

LC-10550-DE-0-30	12	1800	3000	>90	95
LC-10550-DE-0-40	12	1900	4000	>90	95
LC-10551-DE-0-30	17	2600	3000	>90	115
LC-10551-DE-0-40	17	2700	4000	>90	115
LC-10552-DE-0-30	24	3200	3000	>90	125
LC-10552-DE-0-40	24	3300	4000	>90	125



SISTEMAS DE REGULACIÓN:



ACCESORIOS:

