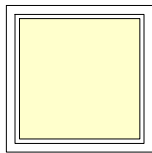




RECESSED SYSTEMS

LUZ&COLOR 2000

FLY-C 220



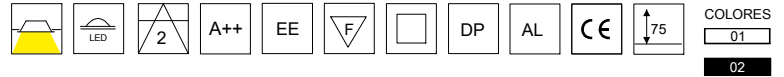
∅ 220



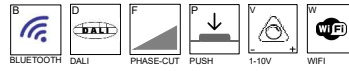
CÓDIGO	W	Lumen	K	CRI	Ángulo
--------	---	-------	---	-----	--------

LC-11000-DE-0-30	25	2050	3000	>80	95°
------------------	----	------	------	-----	-----

LC-11000-DE-0-40	25	2150	4000	>80	95°
------------------	----	------	------	-----	-----



SISTEMAS DE REGULACIÓN



CUSTOMMADE

