

# RECESSED SYSTEMS

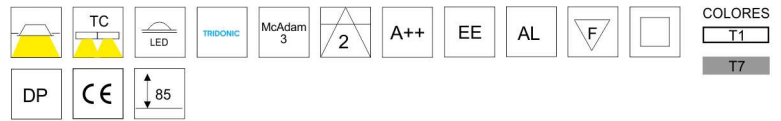
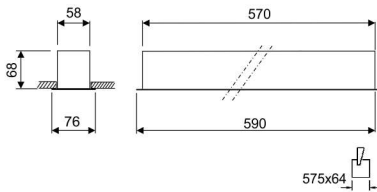
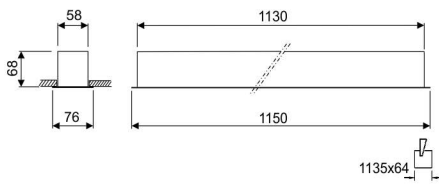
LUZ&COLOR 2000

## RUS APANTALLADA

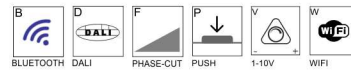


CÓDIGO	W	Lumen	K	CRI	LONGITUD(mm)
--------	---	-------	---	-----	--------------

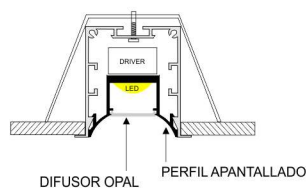
LC-11150-DE-0-30	48	6940	3000	>90	1150
LC-11150-DE-0-40	48	7240	4000	>90	1150
LC-11151-DE-0-30	24	4080	3000	>90	1150
LC-11151-DE-0-40	24	4260	4000	>90	1150
LC-11152-DE-0-30	24	3470	3000	>90	590
LC-11152-DE-0-40	24	3620	4000	>90	590
LC-11153-DE-0-30	12	2040	3000	>90	590
LC-11153-DE-0-40	12	2130	4000	>90	590



### SISTEMAS DE REGULACIÓN:



NOTA: APANTALLADO EN COLOR NEGRO TEXTURADO



CUSTOMMADE

