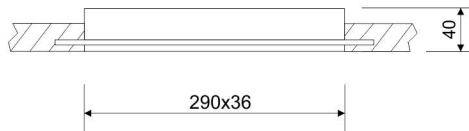
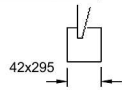


RECESSED SYSTEMS


LUZ&COLOR 2000

LAMBER 280 WALLWASHER TRIMLESS



CÓDIGO

CÓDIGO	W	Lumen	K	CRI
LC-11200-DE-0-27	15	1800	2700	>90
LC-11200-DE-0-30	15	1900	3000	>90

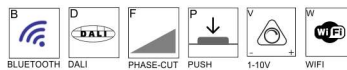


COLORES

01
02

-Se monta con difusor opal

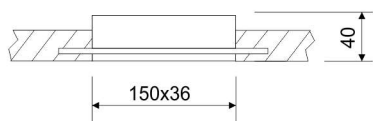
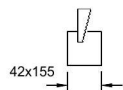
SISTEMAS DE REGULACIÓN:



ACCESORIOS:

REF. AC-560 :
LENTE WALLWASHER 280

LAMBER 140 WALLWASHER TRIMLESS



CÓDIGO

CÓDIGO	W	Lumen	K	CRI
LC-11205-DE-0-27	9	800	2700	>90
LC-11205-DE-0-30	9	900	3000	>90

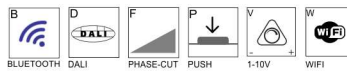


COLORES

01
02

-Se monta con difusor opal

SISTEMAS DE REGULACIÓN:



ACCESORIOS:

REF. AC-560 :
LENTE WALLWASHER 280



CUSTOMMADE

